




13.7m



8.9m



220kg



410°

FEATURES

- *E-Drive* – our self-charging hybrid electric system
 - CAN bus control system with remote connectivity
 - ‘Fit and forget’ bushes – no greasing required
 - Operator feedback for fault diagnostics
 - Ergonomic curved basket for greater space
 - Insulated harness anchors for low voltage protection
 - Auxiliary electric power pack in case of main pump failure
 - Ground controller with 5m of wander lead.
- ... Other options available on request.

Max. lateral outreach 220kg	6.7m
Max. lateral outreach 120kg	7.8m
Max. lateral outreach 80kg	8.9m
Tail swing	Inside vehicle mirrors
Control type	Digital